

Loss of work and untold suffering.

Low back pain results in millions of dollars of lost work and untold suffering every day.

Many factors can be responsible for low back pain. Improper sitting or lifting, overexertion, trauma, or inherited spinal abnormalities may contribute to the cause.

Your chiropractor is an expert at using specific chiropractic adjustments to help improve spinal function.



THE CHIROPRACTIC LIFESTYLE

Chiropractors are experts in the care of the bones, nerves, muscles and connective tissues that make up about 60% of your body. All of the joints in your body are part of this musculo-skeletal system and its optimal function is necessary for overall good health. Ask your Doctor of Chiropractic for more information about a care program that may include specific spinal adjustments, exercise recommendations, nutritional advice or other conservative methods of care based on your health history, age, current condition and lifestyle.

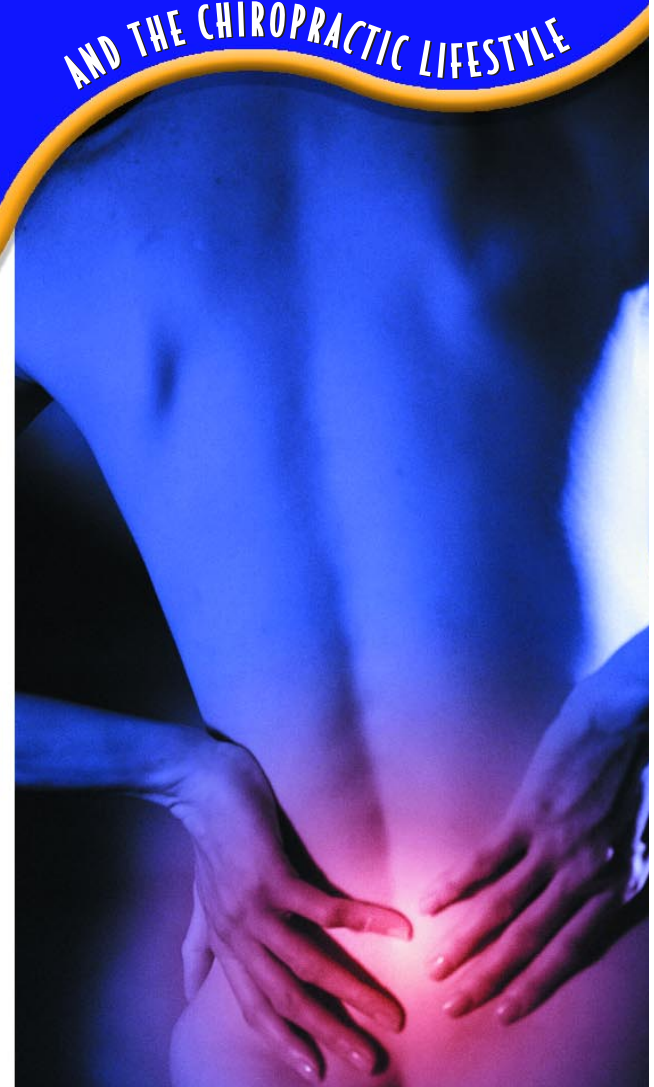
Lower Back

AND THE CHIROPRACTIC LIFESTYLE

SAMPLE NOT INTENDED FOR REPRINT

REFERENCES:

- Buerger, A., Ph.D., Greenman, R., D.O., *Validation of Spinal Manipulation*, Charles C. Thomas Company, 1985.
- Cox, J., D. C., *Low Back Pain, Mechanism, Diagnosis and Treatment*, 4th edition, Williams and Wilkins, 1990.
- Faye, L., D.C., *Good Bye Back Pain*, Tale Weaver Publishing, 1990.
- Low Back Pain: The \$50 Billion Problem*, Conference sponsored by the Institute for Low Back Care, Abbott Northwestern Hospital, Minneapolis, Minnesota, September 30, 1982.
- Kirkaldy-Willis, W., M.D., *Managing Low Back Pain*, 3rd edition, Churchill Livingstone, 1993.
- Manga, P., Ph.D., Angus, D., M.A., Papadopoulos, C., M.H.A., Swan, W., *The Effectiveness and Cost-Effectiveness of Chiropractic Management of Low Back Pain*, (funded by the Ontario Ministry of Health) p. 104, August, 1993.
- Markey, P., D.C., *Managing Disorders of the Lumbar Spine*, 2nd edition, 1986.
- Rothman, M.D., Simone, M.D., *The Spine*, 3rd edition, W.B. Saunders, 1992.
- Stork, M.D., Bradley, M.D., *Magnetic Resonance Imaging*, 2nd edition, Mosby Yearbook, 1992.
- White, A. A., M.D. and Panjabi, M. M., Ph.D., *Clinical Biomechanics of the Spine*, 2nd edition, J. B. Lippincott, 1990.



© 2002 Back Talk Systems, Inc.


(800) 937-3113 (303) 277-9990 www.backtalksystems.com

SHARE WITH YOUR FRIENDS AND FAMILY

Chiropractic care is safer and often more effective than surgery.

Many of the pain-sensing nerves of the spine are in the facet joints, the two interlocking "fingers" at the back of each spinal bone. The normally smooth surfaces on which these joints glide, can become rough, irritated, and inflamed.

Many research projects show conservative chiropractic care is safer and often more effective than back surgery.

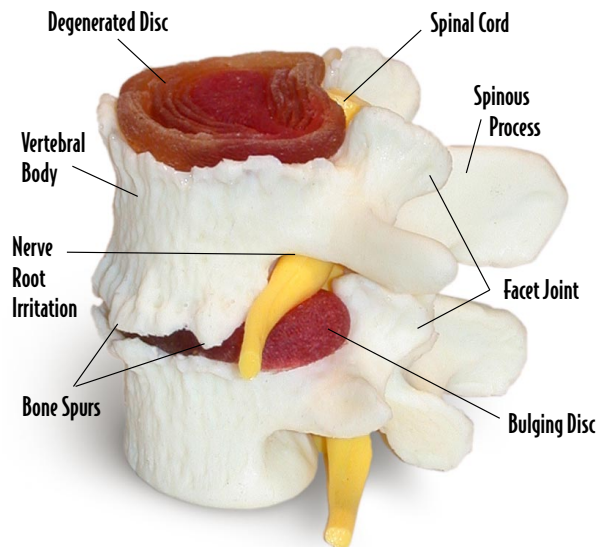


Magnetic Resonance Imaging is often used to show the extent of soft tissue damage.



Chiropractic doctors often consult with neurologists, radiologists, and orthopedic specialists when designing care programs for patients with disc involvement.

SPINE SECTION SIDE VIEW



Surgical treatment often involves removing these facet joints, exposing the spinal cord. Another cause of lower back pain can be a bulging disc putting pressure on the spinal cord or a nearby nerve root. The result is often numbness, tingling, or pain down the leg. Cutting away the bulging disc tissue can permanently alter its ability to separate and cushion the adjacent bones. This rarely addresses the underlying structural cause(s) of the problem.

The chiropractic approach is to help restore a more normal motion and position of affected spinal bones with specific chiropractic adjustments. The simplicity and success of this approach has been documented in numerous research projects and has helped many patients avoid risky surgery.

Find out if yours is a chiropractic case and enjoy the positive results that millions of patients have discovered.

Get started today!